



# GoldenSpray®

GoldenSpray®



GoldenSpray® is the spray watering system that consist of a flat flexible hose that can be easily installed at furrow. It's more efficient than traditional spraying systems or hard hose drip systems. Since it lays out flat and straight without coiling, installation takes less time and less cost that other systems, which in turn bring you more crop yield at a cheaper cost.

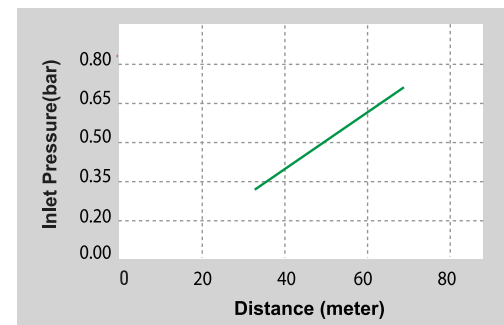
## Advantages & Benefits

- Normal pressure operating range of 0.1 to 0.5kg/cm<sup>2</sup> can lower energy and save sprinkler system cost by 90%.
- Lays out flat and straight without coiling up like hard hose, making for faster and easier installation and retrieve in the field.
- Easy moving anywhere.
- Wide range of spray patterns and trajectory.
- High performance & easy installation.
- Easy to eliminate on clogging.

\* Please be sure that customer must use filter

## Flow rate (GoldenSpray® A)

Water Pressure (kg/cm <sup>2</sup> )	0.5	0.5	0.5	0.5
Hose Length (m)	10	30	50	80
Flow Rate (LPM)	16	50	75	118



Test Date : 4/07/2006  
Product : GoldenSpray A  
Run Length : 30m  
Center for irrigation technology  
(California State University Fresno,  
CA, 93740-8021 USA)

## Performances

Type	Tube Width (mm)	Distance of Spray (within, m)	Operating Pressure (bar)	Wall Thickness (mm)	Roll Length (m/roll)
GoldenSpray® A 	60	4~5	0.5	0.20	200
GoldenSpray® B 	60	3	0.5	0.20	200
GoldenSpray® C 	40	3~5	1.0	0.30	100
GoldenSpray® D 	60	6~8	1.0	0.30	100

# GoldenSpray® Fin type



GoldenSpray®

## Main Features




- GoldenSpray® "Fin type" is upgraded version.
- The fins of hose is prevented from twisting and elongation.
- It is convenient to water on a large area in a wide area.



## Advantages & Benefits

- Sprayed water particles are fine, and there is little change in the jet port due to water pressure.
- The water spout is not clogged easily.
- Excellent durability and low cost.

## Performances

Type	Tube Width (mm)	Distance of Spray (m)	Operating Pressure (kg/cm <sup>2</sup> )	Wall Thickness (mm)	Roll Length (m/roll)
GoldenSpray D-1 	60 (70)	5~8	0.3~0.5	0.2	200
GoldenSpray D-2 	60 (70)	6~8	0.5~0.8	0.21	200
GoldenSpray D-3 	60 (70)	10~11	0.8~1.0	0.35	100